



Art and Design at Ashlands Primary School



INTENT

At Ashlands Primary School, Art and Design is a highly valued aspect of the broad and balanced curriculum that we provide. We aim to engage, inspire and foster creativity in our children so they can appreciate Art and Design in all its forms. We are committed to providing all children with equal entitlement to a range of high-quality experiences and opportunities within the Arts.




IMPLEMENTATION


In the EYFS, Art and Design is a predominately child-led area of provision; available all day, every day and includes a range of resources and media. Pupils in KS1 and KS2 are taught by an Art specialist as part of the PPA provision we provide. We use the National Curriculum as a basis for planning. Art and Design lessons are planned to link with the unit or topic being taught, as part of our bespoke curriculum. Lessons are a skills-based sequence of activities, usually with a focus on a particular artist. The children study many artists and art movements throughout history to the present day. We develop each child's confidence and enjoyment in art through a wide range of activities and we improve their mastery of art using a variety of techniques and media including pencil, charcoal, pastel, paint, clay, collage, weaving, printing and 3D modelling.













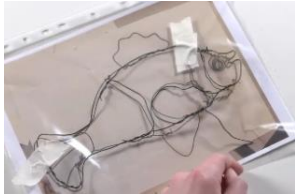
IMPACT







Through art education, we can challenge our children to think critically and to help them become independent learners. We want them to understand and appreciate how art and design reflects our history and culture. The children have a sketch book which they continue to use throughout their years with us. This displays their progression and development as well as their understanding of a diverse range of art history and cultures. For several years, Ashlands have submitted the children's artwork into the Wharfedale Art Competition and they have been very successful across many of the categories.

	<p style="text-align: center;">Art and Design subject overview</p> <p>Child-led learning plays a large part in the Early Years curriculum. Supporting the children in following and exploring their own interests allows for a greater depth of learning and understanding, and much higher levels of well-being and involvement.</p>				
Nursery	Art and Design skills are taught and developed through child-led learning and continuous provision available all day, every day.				
	I can paint on the easel, window or walls. I can hold a paintbrush and control it to make marks. I can select the materials I want to use to express my ideas. I can draw a picture and talk about what I have drawn. I can draw a person who is happy. I can draw a person who is sad. I can choose the colours I want to use to paint a picture. I can mix colours together and talk about the changes.				
Reception Kapow units	Drawing - Marvellous Marks	Painting and mixed media -Paint my world	Sculpture and 3D - Creation station	Craft and Design - Let's get crafty	Seasonal crafts
	Explore mark making and use the language of texture. Children use wax crayons to make rubbings and chalk on different surfaces. They use felt tips to explore colour and pencils to create observational drawings of their faces.	Create child-led paintings using fingers and natural items as tools. Children learn that colours can be mixed and that paintings can be abstract or figurative. They make collages and explore different techniques for using paint when creating splatter pictures.	Manipulate playdough and clay to make animal sculptures and their own creations, children begin to use language associated with forces: push, pull, twist etc. They create natural landscape pictures using items they have found outdoors.	Focussing on process over product, children develop their cutting, threading, manipulation and joining skills in this unit which culminates with designing a flower for a class flower garden.	<u>Autumn</u> - Use natural items to create Autumnal wreaths. <u>Christmas</u> - Create and decorate salt dough Christmas tree decorations. <u>Winter</u> - Use threading skills to create snowflakes with pipe cleaners and beads. <u>Spring</u> - Collect flower petals to create card suncatchers. <u>Easter</u> - Thread coloured wool to create an egg pattern. <u>Summer</u> - Create bold paintings in salt and paint.
Additional artists and activities linked to topics	Natural art inspired by Leaf Man 	Jackson Pollock	Create pastel and pencil drawings of wild animals.	Tribal art - pattern prints.	McKenzie Thorpe - farm animals. 

	<p style="text-align: center;">AUTUMN</p>	<p style="text-align: center;">SPRING</p>	<p style="text-align: center;">SUMMER</p>
Year 1	Drawing: Make your mark	Painting and mixed media: Colour splash	Sculpture and 3D: Paper play

	<p>Exploring mark making and line; working and experimenting with different materials through observational and collaborative pieces.</p> 	<p>Exploring colour mixing through paint play, using a range of tools to paint on different surfaces and creating paintings inspired by Clarice Cliff and Jasper Johns.</p>	<p>Creating simple three-dimensional shapes and structures using familiar materials, children develop skills in manipulating paper and card. They fold, roll and scrunch materials to make their own sculptures.</p> 
Year 2	<p>Drawing: Tell a story Using storybook illustration as a stimulus, children develop their mark-making to explore a wider range of tools and experiment with creating texture to add detail to drawings.</p>	<p>Painting and mixed media: Life in colour Developing colour mixing skills, learning about the work of artist Romare Bearden and creating textured papers using paint, children compose collages inspired by their exploration of colour and texture in the world around them.</p> 	<p>Sculpture and 3D: Clay houses Exploring the way clay can be shaped and joined, children learn a range of essential skills for working with this medium. They learn about the sculpture of Rachel Whiteread and create their own clay house tile in response.</p> 

	AUTUMN	SPRING	SUMMER
Year 3	<p>Painting and mixed media: Prehistoric painting Discovering how and why our ancient ancestors made art, experimenting with natural materials to make homemade paints and playing with scale to paint on a range of surfaces.</p> 	<p>Drawing: Growing artists Developing an understanding of shading and drawing techniques to create botanical inspired drawings.</p> 	<p>Sculpture and 3D: Abstract shape and space Exploring how shapes and negative spaces can be represented by three dimensional forms. Manipulating a range of materials, children learn ways to join and create free-standing structures inspired by the work of Anthony Caro.</p> 
Year 4	<p>Drawing: Power prints Using mechanical engravings as a starting point, pupils develop an awareness of proportion, composition and pattern in drawing and combine media for effect when developing a drawing into a print.</p> 	<p>Painting and mixed media: Light and dark Developing skills in colour mixing, focussing on using tints and shades to create a 3D effect. Experimenting with composition and applying painting techniques to a personal still life piece.</p> 	<p>Sculpture and 3D: Mega materials Exploring how different materials can be shaped and joined and learning about techniques used by artists as diverse as Barbara Hepworth and Sokari Douglas-Camp, children create their own sculptures.</p> 

	AUTUMN	SPRING	SUMMER
Year 5	<p>Drawing: I need space Exploring the purpose and impact of images from the 'Space race' era of the 1950s and 60s; developing independence and decision-making using open-ended and experimental processes; combining drawing and collagraph printmaking to create a futuristic image.</p> 	<p>Painting and mixed media: Portraits Investigating self-portraits by a range of artists, children use photographs of themselves as a starting point for developing their own unique self-portraits in mixed-media.</p> 	<p>Craft and design: Architecture Investigating the built environment through drawing and printmaking, learning about the work of architect Zaha Hadid, creatively presenting research on artist Hundertwasser and exploring the symbolism of monument design.</p> 
Year 6	<p>Drawing: Make my voice heard From the Ancient Maya to modern-day street art, children look at how artists convey a message. Exploring imagery, symbols, expressive mark making, and 'chiaroscuro' children consider audience and impact to create powerful drawings to make their voices heard.</p> 	<p>Painting and mixed media: Artist study Exploring a selection of paintings through art appreciation activities. Collecting ideas in sketchbooks and planning for a final piece after researching the life, techniques and artistic intentions of an artist that interests them.</p> 	<p>Sculpture and 3D: Making memories Creating a personal memory box using a collection of found objects and hand-sculptured forms, reflecting primary school life with symbolic and personal meaning.</p> 