

Spelling Strategies

Different ways to learn spelling words.



Common exception words for Year 2

Here are some common exception words – words that are spelled without using the normal spelling rules – that children in England are expected to be able to spell by the end of Year 2 (age 7).

door	everybody	improve
floor	even	sure
poor	great	sugar
because	break	eye
find	steak	could
kind	pretty	should
mind	beautiful	would
behind	after	who
child	fast	whole
children	last	any
wild	past	many
climb	father	clothes
most	class	busy
only	grass	people
both	pass	water
old	plant	again
cold	path	half
gold	bath	money
hold	hour	Mr
told	move	Mrs
every	prove	parents

Parent's guide

Draw a scene and hide your words within the picture for your friend to find



3 times!
pen, pencil and
crayon



Word Pyramids

e.g.
h
ha
hap
happ
happy

Use 3 coloured
pencils at the same
time



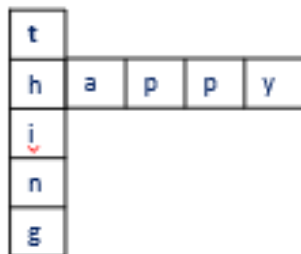
Tied Handwriting

e.g. *animals*

Fill in your page with
your words



Create a crossword



Look at your spelling
list and count how
many a's, b's, c's...

Dot to Dot



Create word flowers



Create a secret code
for each letter of the
alphabet and write
your words following
your code. Ask a
friend to solve your
code

Cross Words

```

w
a
n
t
wantwant
w
a
n
t

```

Write your words in
sentences

Use straight lines
only to write your
words

Think of your own
way to practice your
words



Fancy Font e.g.

BUBBLE WRITING, Harry
Potter writing, Minecraft
writing

Wordsearch



Put your words in
alphabetical order

A B C ...

Rainbow Words




Scrabble tiles and
work out the scores



Uppercase and
Lowercase

e.g. OTHER other

Morse Code



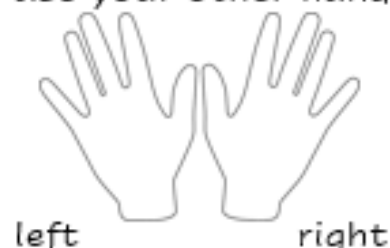
Creating Shapes



Create anagrams and
ask a friend to solve
them

e.e. wfolre = flower

Use your other hand



Scribble Spelling




Colourful Vowels

a e i o u

Backwards

e.e. what = tahw


White Board



Use chalk outside
(on a dry day!)



Other ways:

- Spy pens-write spelling words onto pieces of paper and place around the room. Ask your children to go and read the word and come back and write it on their piece of paper. It might take a couple of journeys to write the whole word.
- Speed write: How many times can they write their spelling word in 30 seconds?
- Bubble spelling: write the letters for the word in bubble writing then colour them in.

- Spelling story: definitely a challenging activity for any age! Can you write a story that includes each of your spelling words? Does it make sense?
- Hide and Seek: Hide words on post-it notes around the house. Children find them but do not move them they have to come back and write them all down on a piece of paper.
- Look Cover Say Write Check.



Look Cover Say Write Check

LOOK ...at the sounds, or parts of the words as you read the word.
three... th...r...ee (phonemic spelling strategy)
twice... tw...ice (onset rime spelling strategy)
enormous...en...of...mous (syllabic spelling strategy)

COVER ...the word. Try to see the word and all its sounds in your head.
th...r...ee

SAY ...each sound or part of the word while revealing a finger.
three... th - r - ee (phonemic spelling strategy)
twice... tw - ice (onset rime spelling strategy)
enormous...en - of - mous (syllabic spelling strategy)

WRITE ...the word in alternating colours.
three... th - r - ee (phonemic spelling strategy)
twice... tw - ice (onset rime spelling strategy)
enormous...en - of - mous (syllabic spelling strategy)

CHECK ...your work.

© Ashland Organizational Pty Ltd. See our Copyright Terms of Use at <http://ashland.com.au/copyright/> Phone and Sight Word Sequence: ISBN 978 1 925758 36 6