

# Homework

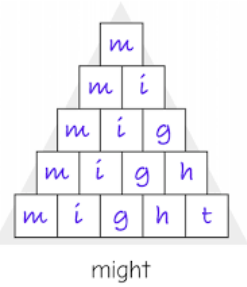




Year 3






## Summer 1: Learning opportunities: Explorers and Adventurers

Here are a variety of OPTIONAL activities which you may wish to do with your child out of school to support and extend their learning in school.

This page is designed to help families to 'Enjoy Learning Together at Home'. However, if your child would like to share any of these tasks with us, we'd be delighted to see their work.

<u>Spelling</u>	<u>Maths</u>	<u>Writing</u>	<u>Reading</u>	<u>Other Activities</u>
<p>Practise the Year3/4 statutory word lists, using games we have learnt in school.</p>  <p>might</p>	<p>Practise the times tables. Children could hone their skills using Times Table Rockstars (make sure you're updated to the latest version).</p> 	<p>You are a brave explorer! Write a postcard to tell your family about your exciting adventure.</p> 	<p>Encourage your child to read regularly at home. Support them with their reading by asking questions about what they have read. Encourage your child to read their library books at home too (and return them every Friday, so they can take out another book).</p> 	<p>Explore the world! Find where you live and where you have travelled to! Where would you like to go? Can you find all the places on a map?</p> 

This term we are learning about Explorers and Adventurers.  
Here are some ideas if you wish to carry out a mini-project on an aspect of this...

<u>Art</u>	<u>Other Activities</u>	<u>Geography</u>
<p>Paint a picture or create a collage of an animal or place you would like to see if you were an explorer.</p> 	<p> Explorer's Sketch Pad What have you found on your adventures?</p> <p>Pretend you are a brave explorer. What have you discovered? Draw the animal or item in your sketch pad. Then write about it to tell us about it.</p>	<p>What do explorers need to take on their adventures? Think of a location in the world you could explore. Can you think of all the things you would need in your backpack? You can write a list or draw pictures and label them.</p> 

Please remember the grid is optional.