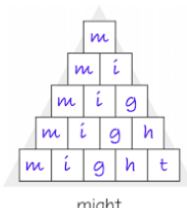











Autumn 2: Learning opportunities: Explorers and Adventurers

Here are a variety of OPTIONAL activities which you may wish to do with your child out of school to support and extend their learning in school.

This page is designed to help families to 'Enjoy Learning Together at Home'. However, if your child would like to share any of these tasks with us, we'd be delighted to see their work.

<p><u>Spelling:</u></p> <p>Practise your spellings using games that we have learnt in school or from the home learning booklets.</p> 	<p><u>Maths:</u></p> <p>Make your own worded problems involving either addition & subtraction or multiplication & division (and solve them).</p> 	<p><u>Writing:</u></p> <p>Imagine you are a brave young traveller about to embark on a magical journey to the Enchanted Forest, a place full of wonders and mysteries. Your task is to write a short story about your adventure.</p> 	<p><u>Reading:</u></p> <p>Encourage your child to read regularly at home. Support them with their reading by asking questions about what they have read.</p> 	<p><u>Science:</u></p> <p>Learn about shadows and how they are formed.</p> <p>Find a dark room and turn off the lights. Point a flashlight at a wall and place your hand in front of it. Watch what happens to the wall. You'll see a shadow. What happens to the shadow when you move the flashlight?</p> <p>Do different objects create different shadows?</p> 
<p>This term our topic is 'Explorers and Adventurers.'</p> <p>Here are some ideas if you wish to carry out a mini-project on an aspect of this...</p>				
<p>Art</p> <p>Paint a picture or create a collage of an animal or place you would like to see if you were an explorer.</p>  	<p>Outdoors</p> <p>Pretend you are a brave explorer. What have you discovered? Draw the animal, plant or item in a sketch pad. Then write about it to let others know; use as many adjectives as possible.</p> 	<p>Geography</p> <p>What do explorers need to take on their adventures? Think of a location in the world you could explore. Can you think of all the things you would need in your backpack? You can write a list or draw pictures and label them.</p>  		

Please remember the grid is optional.