



Reception Summer 1

Our topic this half term is, 'The Great Outdoors'. We are looking at the natural world around us and how things change and grow over time.

Literacy


Children read simple phrases and sentences made up of known letters.



They re-read words and phrases to build confidence, fluency and understanding.

Children begin to write short phrases using the sounds they know.

They practise the correct letter formation for lower case and capital letters.




Understanding the World

Children will explore the natural world around us.

They understand the need to respect and care for the natural world and living things.

Children find out about planting and encouraging minibeasts to our school grounds. We look at life cycles of plants and animals.

If you are a keen gardener and would like to help us with planting, please let me know!



Communication and Language

Children will share what they have seen in our school grounds and ideas of how to care for our environment.



They will talk about ideas for growing plants and attracting minibeasts to our local area.

Children will share a range of non-fiction books and online information to deepen their knowledge and vocabulary.

Characteristics of Effective Teaching and Learning

- Can Do Bee
- Thinking Bee
- Team Bee



Maths

Children consolidate their counting skills using a range of strategies and larger sets of numbers.

They sort numbers according to whether they are 'odd' or 'even'

Children recall number bonds to 10 and combine 2 groups when finding a total.

They can sequence events using words such as, first, then...



Personal, Social and Emotional Development

Children understand that there are changes in nature and humans.

They name the different stages in childhood and growing up.

Children use the correct vocabulary when naming the different parts of the body.

They know how to keep themselves safe.



Physical Development


Children take part in energetic activities safely whilst negotiating different spaces.

Children use a comfortable grip with good control to form letters correctly.

They use a range of equipment safely to make models and props for their play.

Expressive Arts and Design

Children use instruments to explore loud and quiet sounds.



They will explore, use and refine a variety of artistic effects to express their ideas. Children will share ideas, resources and skills with each other.



•Please ensure ALL your child's clothing is clearly labelled with their name, **especially** jumpers/cardigans. This gives them a chance to find their own belongings.

•As the weather warms up (hopefully!) you may want to send in a sun hat and apply sunscreen before school.

•If you have any questions please do not hesitate to ask me in person, 'phone or email kate.hemming@ashlands.mt.co.uk

Key Understanding and Vocabulary

Listen to and talk about selected non-fiction to develop a deep familiarity with new knowledge and vocabulary. CLL

Show resilience and perseverance in the face of challenge. PSED

Develop the foundations of a handwriting style which is fast, accurate and efficient. PD

Form lower-case and capital letters correctly. Lit

Automatically recall number bonds for numbers 0-5 and some to 10 Maths

Key vocabulary and questions

How many legs does it have? What body parts does it have? (head, legs, wings, eyes and antennae.)

What colour is it?

What size is it? (tiny, small, medium sized, big, large, long, bigger than, smaller than, longer than and shorter than.)

What shapes and patterns can you see? (spots, stripes, lines, marks, shiny, slimy, spiky and smooth.)

How does it move? (fast, slow, creeping, crawling, sliding, flying and jumping.)

Playing and Exploring

Children investigate and experience things and 'have a go'.

Active Learning

Children concentrate and keep on going even if they encounter difficulties and enjoy their achievements.

Creating and Thinking Critically

Children have and develop their own ideas, make links between ideas and develop their strategies for doing things.

