

Homework

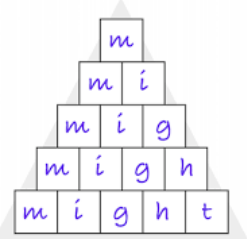






Year 3

Summer 2: Learning opportunities: Pyramids and Pharaohs

Here are a variety of *OPTIONAL* activities which you may wish to do with your child out of school to support and extend their learning in school.

This page is designed to help families to 'Enjoy Learning Together at Home'. However, if your child would like to share any of these tasks with us, we'd be delighted to see their work.

<u>Spelling</u>	<u>Maths</u>	<u>Writing</u>	<u>Reading</u>	<u>Science</u>
<p>Practise the Year3/4 statutory word lists, using games we have learnt in school.</p> 	<p>Practise the times tables. Children could hone their skills using Times Table Rockstars.</p> 	<p>You are a pharaoh for a day! Write about what you would do during your day. What commands would you give your people? Remember, your subjects worship you as a god!</p> 	<p>Encourage your child to read regularly at home. Support them with their reading by asking questions about what they have read. Encourage your child to read their library books at home too (and return them every Friday, so they can take out another book).</p> 	<p>Try growing your own plants at home. Take pictures of the plant as it grows and bring your photos into school.</p> 

This term we are learning about Pyramids and Pharaohs - Here are some ideas if you wish to carry out a mini-project on an aspect of this...

<u>Art</u>	<u>Other Activities</u>	<u>Geography</u>
<p>Paint a silhouette picture of the Pyramids of Giza.</p> 	<p>Use the internet to find a translation of the ancient Egyptian hieroglyphs to the English alphabet. Use this to help you write your name in Egyptian Hieroglyphs.</p> 	<p>Plan a journey down the Nile in a felucca (a boat). Which temples would you stop at along your journey? How far would you travel?</p> 

Please remember the grid is optional.